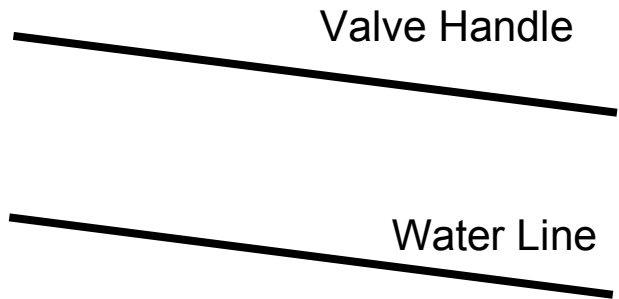



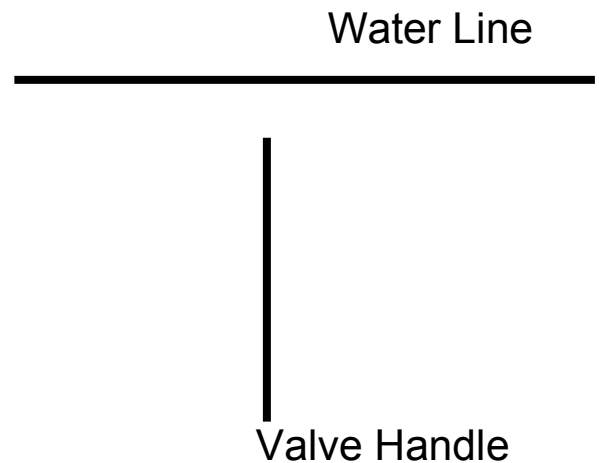
Water Heater Bypass Overview

Please note:

Our valves are OPEN (allowing water to flow through the valve) when the valve handle lines up with the water lines.




Our valves are CLOSED (preventing water to flow through the valve) when the valve is TURNED (or perpendicular) to the water lines.



Normal-Use, Regular Position:

Both the Cold-Water IN line and the Hot-Water OUT line will have the in-line valves OPEN.


The Bypass Valve will be CLOSED.



Bypass Position:

Both the Cold-Water IN line and the Hot-Water OUT line will have the in-line valves CLOSED.

The Bypass Valve will be OPEN.



This picture is provided for reference.

PLEASE NOTE: If all valves are left in the OPEN position, you will receive only luke-warm water from your faucets, as you'll have both hot water (from the water heater) and cold water (from the open bypass) flowing through the hot water lines.

