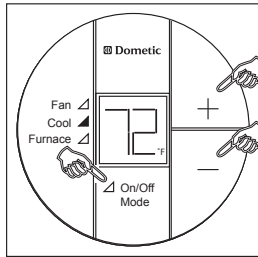


## Fan Mode Setting

1. Press and release the **On/Off Mode** button. Press and release the “+” or “-” button to cycle through the fan speed options (Lo (Low), Hi (High), Au (Auto)).

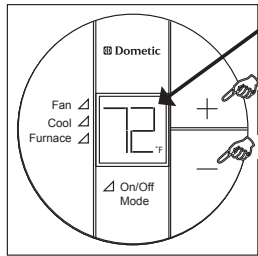


## Mode of Operation

A mode is an operation that can be performed by the Dometic Single Zone LCD Thermostat.

2. Press and release the **On/Off Mode** button to cycle through the available modes. All Dometic Single Zone LCD Thermostats have Cool and Furnace modes. Select models will have an additional mode, either Heat Pump or Heat Strip. When desired mode has been selected, the LCD will display the temperature set-point and the green LED will be lit next to the selected mode.

To change the set-point, press the “+” button to increase the set point and the “-” button to decrease the set-point.



## Inside Temperature

3. To display the Inside Temperature, the Single Zone LCD thermostat must be in the OFF Mode. Press either the “+” or “-” button to display the Inside Temperature.

### Special Features:

- Auto Fan  
See Operating Instructions for more Information on this special feature.

### LCD Error Code

When the system determines that one of the faults listed below has occurred an error code will be displayed in the LCD.

In the unlikely event you experience a system failure, refer to the “SERVICE” section of the Operating Instructions furnished with your unit.

### Error Code:

- E1 Loss of communication between the Single Zone LCD thermostat and module board. LCD will cycle between E1 and previous mode setting. System will shut down.
- E2 Open circuit or out of range Indoor Temperature Sensor. Heating and cooling operation will be locked out. Fan operation can continue to operate.
- E3 Shorted Indoor Temperature Sensor. Heating and cooling operation will be locked out. Fan operation can continue to operate.
- E4 Open circuit or out of range Outdoor Temperature Sensor (Select Models). Heat pump will be locked out. Air conditioner, furnace, and fan mode of operation can continue to operate.
- E5 Open circuit or out of range Freeze Sensor. Air conditioner mode of operation will be locked out. Furnace, heat strip, heat pump, and fan mode of operation can continue to operate but displays the last temperature set-point.

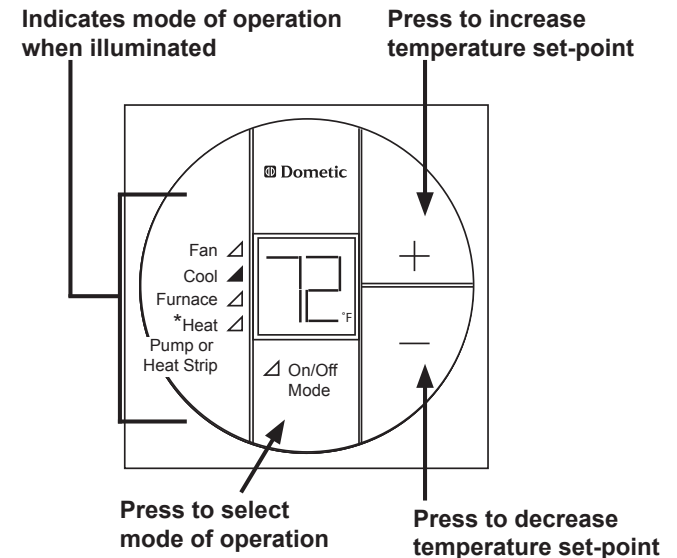


# Single Zone LCD Thermostat User's Guide

## Dometic Single Zone LCD Thermostat Quick Start-Up

The basic steps for operating your Air Conditioner or Heat Pump are described in this User's Guide. For more detailed information on modes of operation and special features refer to the Operating Instructions Manual.

### Quick reference to control buttons



\* Select models

**USA**  
SERVICE OFFICE  
Dometic, LLC  
2320 Industrial Parkway  
Elkhart, IN 46516  
574-294-2511

**CANADA**  
Dometic, LLC  
46 Zatonski, Unit 3  
Brantford, ON N3T 5L8  
CANADA  
519-720-9578

**For Service Center  
Assistance Call:**  
800-544-4881

**REVISION**  
Form No. 3313325.031 10/10  
(French 3313326.039)  
©2010 Dometic, LLC  
LaGrange, IN 46761